



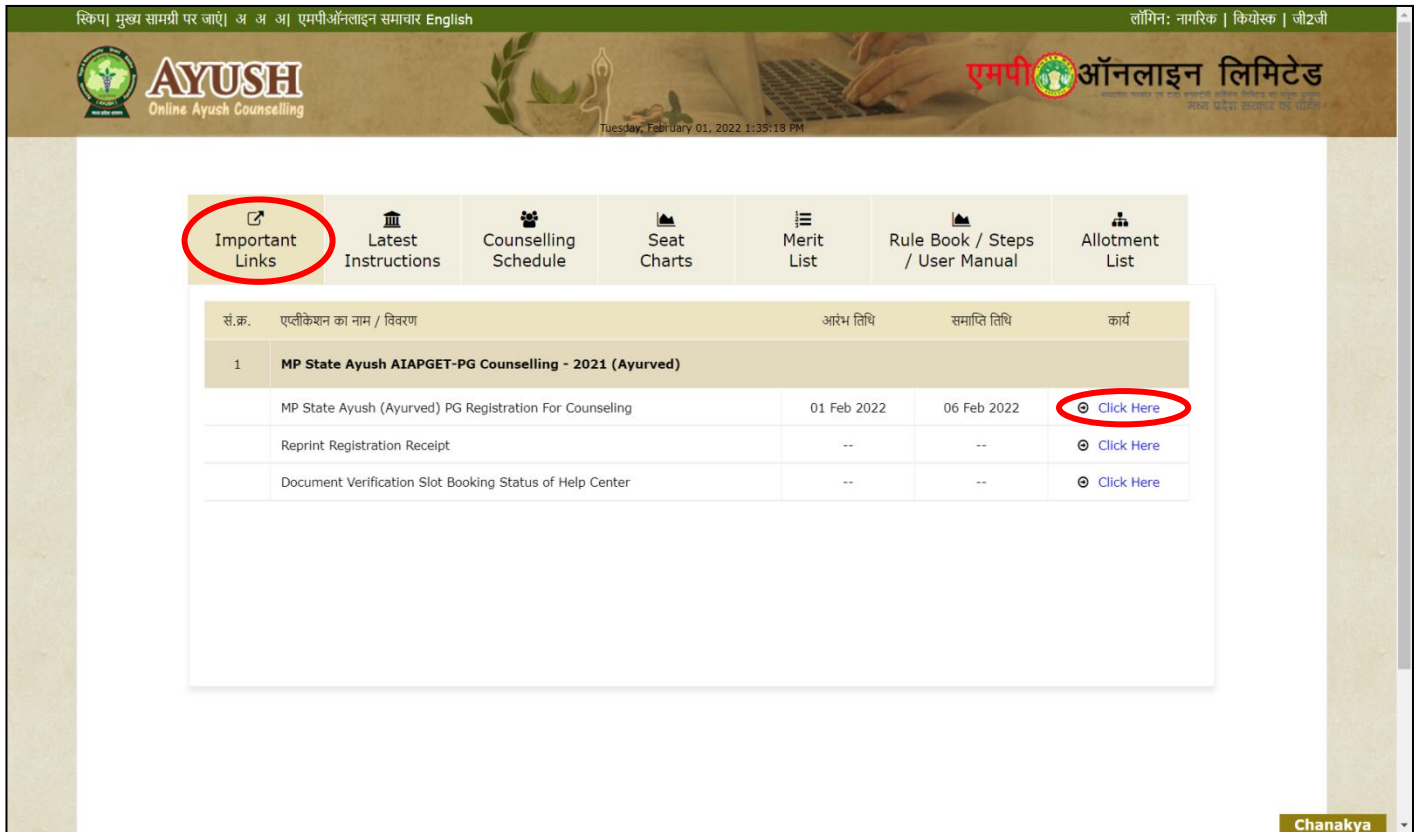
**USER MANUAL OF REGISTRATION PROCESS TO PARTICIAPTE IN MP STATE
AYUSH PG COUNSELLING – 2021 (PG AYURVED & HOMEOPATHY COURSE)**

(This user manual is created only for the Demonstration purpose.)

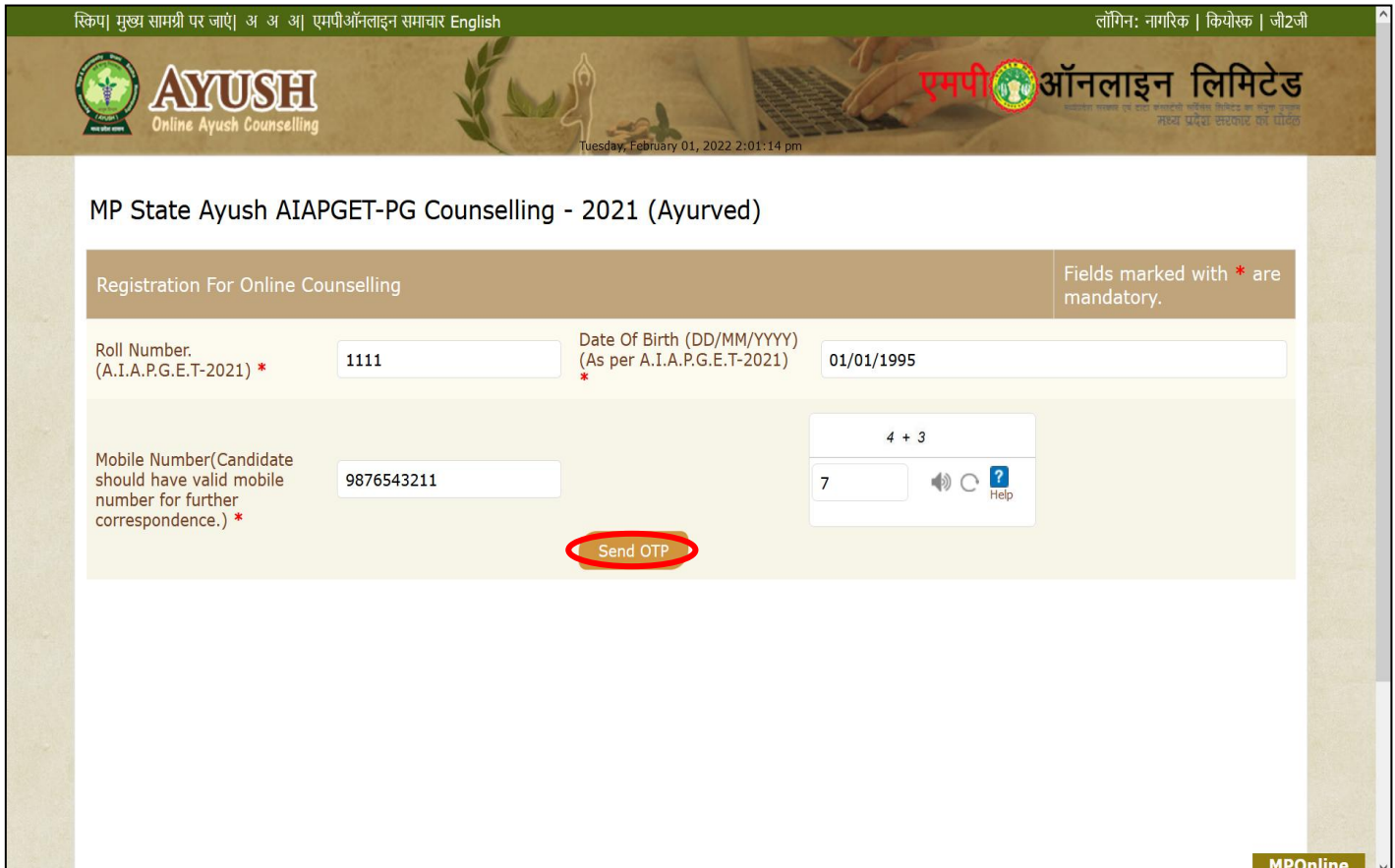
- ❖ **Step 1:-** Kindly use this link ayush.mponline.gov.in for Registration process of PG Counselling (2021-22).
- ❖ **Step 2:-** Please click on “MP State Ayush AIAPGET-PG Counselling - 2021 (Ayurved)” or “MP State Ayush AIAPGET-PG Counselling - 2021 (Homeopathy)” as shown in red circle in below image.

The screenshot shows the AYUSH Online Ayush Counselling website. The header includes the AYUSH logo and the text "AYUSH Online Ayush Counselling". A help line number "0755-6720206" is displayed in the top right corner. The main content area features a list of counselling options, with the "MP State Ayush AIAPGET-PG Counselling - 2021 (Ayurved)" and "MP State Ayush AIAPGET-PG Counselling - 2021 (Homeopathy)" options highlighted by a red circle. The footer includes the MPOonline Limited logo and visitor statistics: "Visitor Counter: 215513", "Online Users: 196", and "Server: Chanakya".

- ❖ **Step 3:- We are taking an example of Ayurved PG Counselling registration form. Click on Important Links tab and then click on "MP State Ayush (Ayurved) PG Registration for Counselling" click here option for the registration process, as shown in the red circle in below image.**



- ❖ **Step 4:- Enter your AIAPGET 2021 Roll Number , Date of Birth, Valid Mobile Number and Captcha then click on "Send OTP" button, as shown in the red circle in below image.**



- ❖ **Step 5:- You will receive OTP for opening registration form in your entered Mobile No. Enter received OTP and click "Proceed" button, as shown in red circle in below image.**

स्किप मुख्य सामग्री पर जाएँ | अ अ | एमपीऑनलाइन समाचार English लॉगिन: नागरिक | कियोस्क | जी2जी

 **AYUSH**
Online Ayush Counselling  **एमपी ऑनलाइन लिमिटेड**
मध्य प्रदेश सरकार का पोर्टल

Tuesday, February 01, 2022 2:03:43 pm

MP State Ayush AIAPGET-PG Counselling - 2021 (Ayurved)

Registration For Online Counselling Fields marked with * are mandatory.

Roll Number. (A.I.A.P.G.E.T-2021) *	<input type="text" value="1111"/>	Date Of Birth (DD/MM/YYYY) (As per A.I.A.P.G.E.T-2021) *	<input type="text" value="01/01/1995"/>
Mobile Number(Candidate should have valid mobile number for further correspondence.) *	<input type="text" value="7"/> <input type="text"/>	Resend OTP	
OTP*	<input type="text" value="651526"/>	<input type="button" value="Proceed"/>	

MPOne

- ❖ **Step 6:-** The registration form will be opened. Please fill your required details like:- Contact Details, Domicile Details, Category Details, PWD Details, BAMS/BHMS Details, Council and Internship Details ready to be filled in the registration form. Select the Help Centre Name/Verification Date and Slot Timing for physical document verification and click on declaration check box then click on **"Save Data"** button, as shown in red circle in below image.

MP State Ayush AIAPGET-PG Counselling - 2021 (Ayurved)

Registration For Online Counselling Fields marked with * are mandatory.

Roll Number:(A.I.A.P.G.E.T-2021) * Date Of Birth (DD/MM/YYYY) (As per A.I.A.P.G.E.T-2021) *

Mobile Number(Candidate should have valid mobile number for further correspondence.) *

Roll Number	1111	Candidate's name(As per A.I.A.P.G.E.T-2021)	PALAVELLI CHUDAMANI
Date Of Birth	01/01/1995	Father's name	P VENKATESWARLU
Gender*	<input checked="" type="radio"/> Male <input type="radio"/> Female	M.P. Domicile*	<input checked="" type="radio"/> हाँ <input type="radio"/> नहीं
Category in MP State*	<input type="radio"/> UR <input type="radio"/> EWS <input checked="" type="radio"/> OBC <input type="radio"/> SC <input type="radio"/> ST	PwD(Person with Disability)* (According to 6.1(3) of rule book)	<input checked="" type="radio"/> हाँ <input type="radio"/> नहीं
Marks Secured	134	Total Marks	480
Percentile Score	49.9	All India Rank	0

Registration Detail

Domicile Certificate details

Designation of issuing officer * : Reference no. of Domicile certificate* :

Place of issuing officer* : Date of Issue (DD/MM/YYYY) * :

Category Certificate details

Designation of issuing officer * : Date of Issue (DD/MM/YYYY) * :

Place of issuing officer * : Reference no. of category certificate * :

Whether belong to Non Creamy layer (only for OBC candidate) * : Yes No

Income Certificate details

Designation of issuing officer * : Date of Issue (DD/MM/YYYY) * :

Place of issuing officer * : Reference no. of Income certificate * :

PwD Certificate details

Designation of issuing officer * : Date of Issue (DD/MM/YYYY) * :

Place of issuing officer * : Reference no. of PwD certificate * :

Qualifying Exam Detail(बैचलर ऑफ आयुर्वेदिक मेडिसिन एंड सर्जरी (B.A.M.S.)) *

Qualification	Passing Year	Institute/Board/University Name	Roll Number	Total Marks	Obtained Marks	Percentage
Bachelor of Ayurvedic Medicine and Surgery (B.A.M.S.)	<input type="text" value="2020"/>	<input type="text" value="INSTITUTE"/>	<input type="text" value="23456"/>	<input type="text" value="700"/>	<input type="text" value="400"/>	<input type="text" value="57.14"/>

State/Central Registration No from Concern Council * Name of awarding University *

Date of completion of Internship(DD/MM/YYYY) *

Permanent Address and Contact Details(As provided in A.I.A.P.G.E.T-2021 registration)*

House No : Street/Village :

Area/Colony : City/District :

Pin Code : State/UT* :

Mobile No. * : Email ID * :

Documents Verification

Verification Center * :

Verification Date * : Shift Type * :

Other

क्या आप सेवारत अभ्यर्थी (आयुर्वेद चिकित्सा अधिकारी) हैं? * हाँ नहीं
(नियम पुस्तिका के नियम 4.1-4.7 के अनुसार)

Note: Photo & Signature must be minimum 20KB and maximum 200 KB in size. Format must be JPG

Color Photo Photo With Signature

Sample

Please bring following original documents (whichever is applicable) along with registration receipt at the time of verification:- Please bring following original documents (whichever is applicable) along with registration receipt at the time of verification:-

- Mark sheet of 10th and 12th
- Proof of date of birth
- Result of AIAPGET-2021
- Under Graduate Marksheet
- MP Domicile Certificate (If Applicable)
- Photo ID proof
- Caste/EWS Certificate (If Applicable)
- Income certificate (If Applicable)
- PwD "Person with Disability" certificate(If Applicable)
- Certificates related to In-Service(If Applicable)
- Internship Certificate
- Council Registration Certificate

Declaration*:

I certify that the information furnished by me is correct to the best of my knowledge and based on the document available with me. I will produce all the required documents at the time of document verification in original.I am aware that if my documents found incorrect in any time my candidature shall be forfeited.

Fee Detail

Counselling Fees Rs.: 500/-

Save Data

Chanakya

❖ **Step 7:- After clicking on "Save Data" button, the message will display- Data is saved successfully. Please Click on "Proceed to Payment for Registration" to complete the registration process.**







The screenshot shows a registration form with the following fields: Pin Code (564534), State/UT* (MADHYA PRADESH), Mobile No.*, and Email ID*. Under 'Documents Verification', the Verification Center is 'पं०सुशीलाल शर्मा शासकीय स्वशासी आयुर्वेद महाविद्यालय एवं संस्थान भोपाल', Verification Date is '03/02/2022', and Shift Type is 'Shift-1 (10:00 AM to 01:00 PM)'. A modal message box is displayed in the center, stating: 'Data is saved successfully. Please Click on "Proceed to Payment for Registration" to complete the registration process.' The 'Proceed to Payment for Registration' button at the bottom of the form is highlighted with a red circle.

❖ **Step 8:- Submitted information by the candidate will be displayed on the screen. If information correct, click on "Proceed to Payment for Registration" button, as shown in red circle in below image.**

This screenshot shows the same registration form as above, but with the 'Proceed to Payment for Registration' button at the bottom highlighted with a red circle. The 'Other' section includes a question: 'क्या आप सेवारत अभ्यर्थी (आयुर्वेद चिकित्सा अधिकारी) हैं?' with radio buttons for 'हाँ' (selected) and 'नहीं'. The 'Photo With Signature' field shows 'No file selected.' The 'Declaration*' section has a checked box for 'I certify that the information furnished by me is correct to the best of my knowledge and based on the document available with me. I will produce all the required documents at the time of document verification in original. I am aware that if my documents found incorrect in any time my candidature shall be forfeited.'

❖ **Step 9:- Kindly choose the online payment gateway and pay the registration fee.**

MPOnline Payment Option

 Net Banking	<h3 style="margin: 0;">Net Banking</h3> <hr/> <p>Only for SBI A/C Holders No transaction-processing fees</p> <hr/> <p>SBI ePay For State Bank of India- Rs. 3.0 per Transaction. For Other Banks- Rs. 7.0 per Transaction.</p> <hr/> <p>Paytm Payment Gateway ₹ 3 + GST service charges as transaction-processing fees for every amount</p> <hr/> <p>PayGov India(All Major Banks) NDML for Govt. of India  Rs 5 + service charges as transaction-processing fees for amount upto Rs 500, Rs 10 + service charges as transaction-processing fees for any amount from Rs 501 and above</p> <hr/> <p>NetBanking for All Banks (HDFC CCAvenue PG) Rs 10 + service charges as Processing fees for Net Banking of All Banks</p> <p style="color: #e67e22; font-size: small;">अगर आपके खाते से राशि कट गई हो और रसीद प्राप्त नहीं हुई हो तो वह ट्रान्जेक्शन फेल माना जावेगा और वह राशि आपको वापस कर दी जावेगी। अतः उस आवेदन (नया फार्म न भरे) का दुबारा भुगतान करें।</p>
 Debit / Credit Card	
 IMPS	
 UPI	
 Wallet	

BHASKARACHARYA

- ❖ **Step 10:- After successful payment of registration, the registration receipt will be generated. You may take a print out of the same for future reference.**

MPonline Limited

Department of Ayush Bhopal, Madhya Pradesh
आयुष विभाग, भोपाल

MP State Online Counselling Registration Receipt for Ayush(Ayurved) PG 2021

Payment Details


Print Date:01/02/2022

Transaction Id :	22020117503312824625	Payment Date :	01/02/2022 14:29:18
Total Fee:	₹ 500 (Fees: ₹440 + Portal Charge: ₹ 60)		
Payment Mode	Cash	Authorised Kiosk Detail:-	:K0799990054 HEMANT SHRIVASTAVA,802312



Candidate Details

Roll No. :	1111
Candidate Name :	PALAVELLI CHUDAMANI
DOB(DD/MM/YYYY) :	01/01/1995
Father's Name :	P VENKATESWARLU
Gender :	MALE
Candidate's Category/Class :	OBC/H/OP
Total Marks : 480	Marks Secured:134
Percentile Score :49.9	



Registration Details

Domicile Certificate Details

Domicile of Madhya Pradesh:	YES		
Reference No. of Domicile Certificate :	RS/444/2022/456789	Date of Issue(DD/MM/YYYY) :	01/01/2022
Place of Issuing Officer:	PLACE	Designation of Issuing Officer :	Tehsildar

Category Certificate Details

Reference No. of Category Certificate :	RS/444/2022/45458	Date of Issue(DD/MM/YYYY) :	01/01/2022
Place of Issuing Officer :	PLACE	Designation of Issuing Officer :	Sub Divisional Officer
Weather belong to non creamy layer	YES		

Income Certificate Details

Reference No. of Income Certificate :	RS/444/2022/123456	Date of Issue(DD/MM/YYYY) :	01/01/2022
Place of Issuing Officer :	PLACE	Designation of Issuing Officer :	Tehsildar

PwD Certificate Details

Reference No. of PwD Certificate :	79846541	Date of Issue(DD/MM/YYYY) :	01/02/2021
Place of Issuing Officer :	PLACE	Designation of Issuing Officer :	Project Administrator/Officer

क्या आप सेवारत अभ्यर्थी (आयुर्वेद चिकित्सा अधिकारी) हैं?(नियम पुस्तिका के नियम 4.1-4.7 के अनुसार)

YES

Qualifying Exam Details

Qualification	Passing Year	Institute/Board/University Name	Roll Number	Total Marks	Obtained Marks	Percentage
Bachelor of Ayurvedic Medicine and Surgery (B.A.M.S.)	2020	INSTITUTE	123456	700	400	57.14

Internship Details

State/Central Registration No from Concern Council	reg666	Date of completion of internship	30/09/2021	Name of awarding University	TEST AWARDING
--	--------	----------------------------------	------------	-----------------------------	---------------

Verification Details

Helpcenter Name	पंचसुशील शर्मा शासकीय स्वशासी आयुर्वेद महाविद्यालय एवं संस्थान भोपाल	Verification Date and Shift	02/02/2022 (Shift:1[10:00 AM to 01:00 PM])
-----------------	--	-----------------------------	--

Permanent Address and Contact Details

hno, SRHJK, JKLJLKJ, KLJLJK, 564534, MADHYA PRADESH			
E-mail ID :	nit*****@mponline.gov.in	Mobile Number :	70*****53

Please bring following original documents (whichever is applicable) along with registration receipt at the time of verification:-

- Mark sheet of 10th and 12th
- Proof of date of birth
- Result of AIAPGET-2021
- Under Graduate Marksheet
- MP Domicile Certificate (If Applicable)
- Photo ID proof
- Caste/EWS Certificate (If Applicable)
- Income certificate (If Applicable)
- PwD "Person with Disability" certificate(If Applicable)
- Certificates related to In-Service(If Applicable)
- Internship Certificate
- Council Registration Certificate

Print

Chanakya

NOTE: -

1. Before payment of registration you can edit your Registration Form but after the payment you cannot edit your registration form.
2. In Registration form fill your details according to your eligibility.

Thank You...